

**-GENESIS-**  
**Fire & Life Safety Cable**  
A Connection You Can Rely On



# Fire & Life Safety Cable

Enabling Your Success

**Genesis. Wire that Works – the first time, every time.** Engineered and tested to exceed the highest quality standards, Genesis low-voltage cable is trusted by contractors worldwide to produce consistent system performance for a wide range of residential and commercial applications.

Our cable delivers a hassle-free experience – from sale to installation – that drives repeat business and gets pros in and out of jobs faster. Genesis Cable optimizes Fire & Life Safety system longevity, ensures high performance and drives a greater return on investment. **Count on it.**





# Hassle-Free Solutions for Every Application

Conventional and intelligent detection. Audible and visual notification. Emergency mass communication.




## **Striped Fire Alarm Cable**

Maximize jobsite productivity by assigning a different stripe color to each type of circuit for easy differentiation, minimized confusion and expedited installations and service. Extruded stripes offer continuous identification and long-lasting durability.



## **Stranded Fire Alarm Cable**

Designed for optimal safety and delivering superior flexibility for easier pulls through conduit, over long distances and around corners.




## **Metal Clad Fire Alarm Cable**

Eliminates the need to bend, install and mark rigid conduit during cable installation. Permanent red helical tape runs continuously along the cable for easy identification as a fire alarm circuit.

## Your Single Source Provider

**Genesis offers the most complete selection of low-voltage cable** with access to products across Fire & Life Safety, Security, Comfort (HVAC), Networking & Communication and Entertainment (A/V). With product availability at **thousands of locations throughout the United States, Canada and Latin America**, you can depend on Genesis Cable for every job across residential and commercial applications. **With industry-leading programs, warranties and a dedicated Customer Service Team, Genesis has your back. Count on it.**



### **Toll-Free Customer Support**

We deliver confidence by ensuring prompt response and resolution when and where you need it. When you work with Genesis, you work with the best.

### **3-for-1 Warranty**

At Genesis, we insure protection for you and your customers. If any cable fails to perform to spec, we'll replace it – three units to one.



### **In Stock, Readily Available**


Genesis keeps your business running on schedule, with product availability at thousands of locations across the United States, Canada and Latin America.

# Plenum Rated, Unshielded



Plenum Rated (FPLP/CL3P/FT6 Listed, 75° C)							
AWG	Number of Conductors	Stranding	DC Resistance (Ohms/1000')	Nominal Capacitance (pF/ft.)	Nominal Outer Diameter (Inches)	Average Weight (Pounds/1000')	Part Number
18	2	Solid	6.52	32.1	0.136	15.6	4506
18	4	Solid	6.52	32.1	0.157	27.0	4507
18	6	Solid	6.52	32.1	0.188	40.6	4508
16	2	Solid	4.10	21.8	0.177	23.1	4511
16	2	26 Strand	4.19	34.6	0.180	25.3	4523
16	4	Solid	4.10	21.8	0.201	44.2	4512
16	4	26 Strand	4.19	34.6	0.210	45.7	4526
14	2	Solid	2.57	24.1	0.206	32.7	4513
14	2	19 Strand	2.62	36.0	0.208	36.3	4522
14	4	Solid	2.57	24.1	0.230	65.3	4514
14	4	19 Strand	2.62	36.0	0.246	67.2	4527
12	2	Solid	1.62	25.9	0.228	54.0	4515
12	2	65 Strand	1.65	36.0	0.265	54.2	4521

# Plenum Rated, Shielded



Plenum Rated (FPLP/CL3P/FT6 Listed, 75° C)							
AWG	Number of Conductors	Stranding	DC Resistance (Ohms/1000')	Nominal Capacitance (pF/ft.)	Nominal Outer Diameter (Inches)	Average Weight (Pounds/1000')	Part Number
18	2	Solid	6.52	58.9	0.140	18.0	4602
18	2	19 Strand	6.66	37.3	0.156	19.8	4614
18	4	Solid	6.52	50.5	0.168	29.2	4603
16	2	Solid	4.10	40.4	0.177	27.4	4606
16	4	Solid	4.10	34.5	0.206	46.1	4607
14	2	Solid	2.57	47.0	0.211	37.9	4608
14	2	19 Strand	2.62	70.2	0.213	42.5	4612
14	4	Solid	2.57	39.2	0.247	67.4	4609
12	2	Solid	1.62	52.5	0.245	62.1	4610

# Riser Rated, Unshielded



## Riser Rated (FPLR/FL3R/FT4 Sunlight Resistant Listed, 75° C)


AWG	Number of Conductors	Stranding	DC Resistance (Ohms/1000')	Nominal Capacitance (pF/ft.)	Nominal Outer Diameter (Inches)	Average Weight (Pounds/1000')	Part Number
22	4	Solid	18.00	18.8	0.123	12.5	4301
22	6	Solid	18.00	18.8	0.123	16.8	4302
18	2	Solid	6.52	22.8	0.138	14.7	4306
18	4	Solid	6.52	22.8	0.159	26.1	4307
18	6	Solid	6.52	22.8	0.190	40.0	4308
16	2	Solid	4.10	22.3	0.165	22.5	4311
16	4	Solid	4.10	22.3	0.201	40.2	4312
14	2	Solid	2.57	24.1	0.192	32.1	4313
14	4	Solid	2.57	24.1	0.225	60.7	4314
12	2	Solid	1.62	25.9	0.226	49.8	4315
12	2	65 Strand	1.65	24.9	0.264	53.8	4320

## Mid-Capacitance

AWG	Number of Conductors	Stranding	DC Resistance (Ohms/1000')	Nominal Capacitance (pF/ft.)	Nominal Outer Diameter (Inches)	Average Weight (Pounds/1000')	Part Number
18	2	Solid	6.52	20.5	0.144	15.4	4431
16	2	Solid	4.10	20.6	0.170	23.4	4432



# Riser Rated, Shielded



Riser Rated (FPLR/FL3R/FT4 Sunlight Resistant Listed, 75° C)

AWG	Number of Conductors	Stranding	DC Resistance (Ohms/1000')	Nominal Capacitance (pF/ft.)	Nominal Outer Diameter (Inches)	Average Weight (Pounds/1000')	Part Number
18	2	Solid	6.52	42.9	0.142	17.2	4402
18	4	Solid	6.52	36.4	0.163	27.8	4403
16	2	Solid	4.10	41.7	0.168	24.7	4406
16	4	Solid	4.10	35.5	0.195	41.8	4407
14	2	Solid	2.57	46.9	0.205	35.6	4408
14	4	Solid	2.57	39.2	0.230	64.1	4409
12	2	Solid	1.62	52.5	0.231	56.8	4410

# Metal Clad



Type MC (600V) / FPL (300V) Listed, 90° C Dry / 75° C Wet

AWG	Number of Conductors	Stranding	DC Resistance (Ohms/1000')	Nominal Outer Diameter (Inches)	Average Weight (Pounds/1000')	Part Number
18	2 + Ground	Solid	6.52	0.393	66.0	4290
18	4 + Ground	Solid	6.52	0.439	84.4	4291
16	2 + Ground	Solid	4.10	0.416	75.6	4292
16	4 + Ground	Solid	4.10	0.464	108.0	4293
14	2 + Ground	Solid	2.57	0.444	93.6	4294
14	4 + Ground	Solid	2.57	0.504	134.8	4295
12	2 + Ground	Solid	1.62	0.483	121.6	4296

# Direct Burial Rated



Direct Burial Rated (FPL/CL3 Direct Burial Sunlight Resistant Listed, 75° C)							
AWG	Number of Conductors	Stranding	DC Resistance (Ohms/1000')	Nominal Capacitance (pF/ft.)	Nominal Outer Diameter (Inches)	Average Weight (Pounds/1000')	Part Number
18	2	19 Strand	6.66	14.2	0.260	36.8	4156
18	4	19 Strand	6.66	14.2	0.295	59.0	4157
18	6	19 Strand	6.66	14.2	0.345	75.8	4158
18	8	19 Strand	6.66	14.2	0.375	94.3	4159
16	2	26 Strand	4.19	15.7	0.282	45.4	4151
16	4	26 Strand	4.19	15.7	0.323	70.0	4152
14	2	19 Strand	2.62	17.1	0.310	59.0	4153
14	4	19 Strand	2.62	17.1	0.355	103.1	4154

**Genesis Cable**

7701 95th Street  
Pleasant Prairie, WI 53158  
Office: 800.222.0060  
[www.genescable.com](http://www.genescable.com)

© 2023 Genesis Cable

**-GENESIS-**