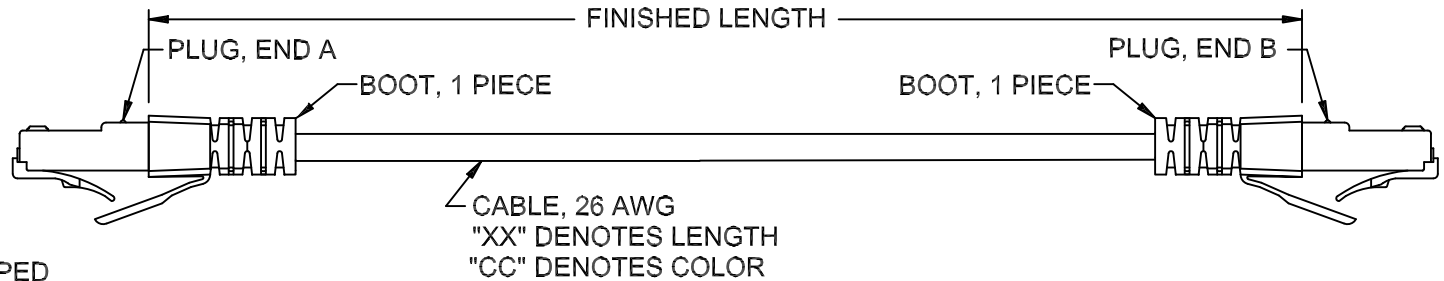


SPECIFICATIONS

REVISIONS				
REV	SHT	DESCRIPTION	DATE	CHECKED
A	ALL	RELEASE NEW	9/10/09	RBS

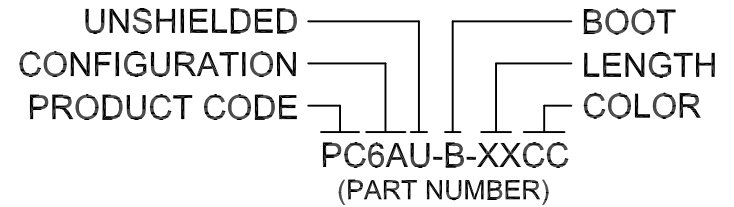
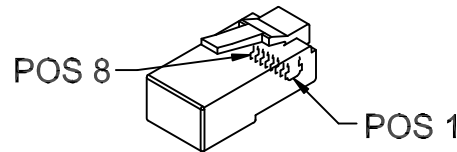
APPLICATION SUPPORT LIST:

- VOICE
- 100 VG ANY LAN
- 155/622MBPS ATM
- 4/16 MBPS TOKEN RING
- 10 BASE-T ETHERNET
- 100 BASE-TX FAST ETHERNET
- 10GBASE-T GIGABIT ETHERNET
- BROADBAND VIDEO
- 270 MBPS DIGITAL VIDEO
- ALL OTHER APPLICATIONS DEVELOPED FOR OPERATION OVER CATEGORY 6A OR CLASS E_A CABLING.
- ALL PLASTIC COMPONENTS ARE HIGH IMPACT SELF-EXTINGUISHING RATED 94V-0



FEATURES / MATERIALS:

- CONNECTOR 8 CONTACT 50 μIN AU PLATED & POLISHED.
- HOUSING: POLYCARBONATE 94V-0 UL LISTED. MEETS FCC PART 68 SUBPART F.
- T568A & T568B PATCH CORD WIRING CONFIGURATION.
- UL LISTED / CSA CERTIFIED.
- QUALIFIED AND INDIVIDUALLY TESTED. COMPLIANTS WITH CORD CABLE AND MODULAR CORD TRANSMISSION PERFORMANCE CLAUSE 6.6 AND 6.9 OF ANSI / TIA 568-C.2 (2009)




WIRE MAP (ALL COLORS)		LENGTH CODE	FINISHED LENGTH	COLOR CODE (NUMERIC) "XX" IN PART NUMBER
PLUG CONTACT#	WIRE COLOR			
1	WH/OR	01	1 FT	01 = YELLOW 06 = GRAY
2	OR	02	2 FT	02 = BLACK 07 = WHITE
3	WH/GN	03	3 FT	03 = RED 08 = ORANGE
4	BL	04	4 FT	04 = GREEN 09 = BROWN
5	WH/BL	05	5 FT	05 = BLUE 10 = PURPLE
6	GN	06	6 FT	
7	WH/BN	07	7 FT	
8	BN	08	8 FT	
		09	9 FT	

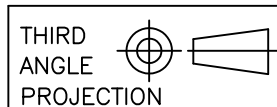
UNCONTROLLED COPY

UNLESS OTHERWISE SPECIFIED DIMENSIONS ARE IN INCHES
 TOLERANCES:
 FRACTIONS ±1/32"
 ANGLES ±1/2°
 3 PLACE DECIMALS ±.005"
 2 PLACE DECIMALS ±.01"

THIS DRAWING AND THE DESIGN SHOWN ARE THE PROPERTY OF OPTICAL CABLE CORPORATION AND MAY NOT BE USED AS THE BASIS FOR MANUFACTURE OR SALE WITHOUT SPECIFIC WRITTEN PERMISSION OF OPTICAL CABLE CORPORATION.



5290 Concourse Drive
 Roanoke, VA 24019
 Phone: 800-622-7711
 Fax: 540-265-0724
 www.occfiber.com



MATERIAL
 SEE NOTES

DRAWN BY	D.A.HOLBERT	DATE	9/10/09
CHECKED BY	R.B.SMITH	DATE	9/11/09
ENGINEER	J.YANIK	DATE	9/10/09
APPROVED	D.INGLE	DATE	9/11/09
PREVIOUS DWG			
NEXT DWG			

DWG TITLE
 PATCH CORD ASSEMBLY,
 CATEGORY 6A, WITH BOOT

CRITICAL DIMENSION CODE
 (F) = FUNCTION
 (M) = MATING
 (A) = AUDIT

FINISH
 SEE NOTES

SIZE	A	DWG NO.	C109899	REV	A
SCALE	NONE	SHEET	1 OF 1		
FILENAME	C109899A.dwg				