



CIRCUIT BREAKER FINDERS

SPEC SHEET

CIRCUIT BREAKER FINDER SPECIFICATIONS		
TRANSMITTER FEATURES	61-534	61-532
CAT Rating (Safety)	CAT II 300V	CAT II 300V
Listing	UL 1436	UL 1436
Line Voltage	Line Powered (120VAC)	Line Powered (120VAC)
Supply Frequency	47-63Hz	47-63Hz
Weight	50g (approx.)	50g (approx.)
Pulse Amplitude	18A (approx.) @ 120V	18A (approx.) @ 120V
Pulse Rate	4mS every 17ms (@ 60Hz)	4mS every 17ms (@ 60Hz)
Power Consumption	200mW max. @ 120V AC	200mW max. @ 120V
Operating Temperature	32° - 122°F (0 to 50°C)	32° - 122°F (0 to 50°C)
GFCI	✓	—
Polarity Indication	✓	—
RECEIVER FEATURES		
Visual and Audible Indicators	✓	✓
Low Battery Indication	✓	✓
Auto Power Off (after 10 mins. of no activity)	✓	✓
Battery Type	9V	9V
Weight	85g (w/o battery)	85g (w/o battery)
Warranty	2-Year*	2-Year*
ACCESSORIES		
Light Socket and 3-prong to 2-prong Adapters, Alligator Clips	TL-532A	TL-532A

SURETEST® CIRCUIT ANALYZER

SPEC SHEET

SURETEST® CIRCUIT ANALYZER SPECIFICATIONS







		61-164		
		Description	Range & Resolution	Accuracy
TRANSMITTER FEATURES				
CAT Rating (Safety)	CAT III 300V		—	
Listing	cULus		—	
AC Voltage (Note: The 61-164 is protected to 265V AC but should be unplugged immediately if plugged into a mis-wired outlet. It is intended for use on 120V AC circuits only.) Do not press any buttons.	—		85.0 - 265.0 VAC (Unplug if 240V AC is displayed and correct wiring.)	1.0%
Frequency	—		45.0 - 65.0 Hz	1.0%
Impedance	—		0.00 - 3.00 Ω	5.0%
Neutral Ground Voltage	—		0.0 - 24.0V AC	2.0%
% Voltage Drop 12A, 15A, 20A Load Tests	—		0.1% - 50.0%	5.0%
GFCI mA Trip Level & Time to Trip in Milliseconds	—		6.0 - 9.0 mA 0.0 - 6500 mS	2.0%
Warranty	2-Year*		—	
ACCESSORIES		Part No.		
Ground Continuity Adapter (For checking grounding of cabinets, etc.)		61-175		
Isolated Ground Adapter (For determining whether receptacle has an isolated ground.)		61-176		
Alligator Clip Adapter (For connection to circuits other than outlets.)		61-183		
1' Extension Cord (included)		61-182		
Nylon Carrying Case (included)		61-179		

IMPORTANT: This circuit analyzer is intended for use by qualified electricians. Follow the NFPA 70E Standard for Electrical Safety in the Workplace when using this tester. Always consult the instruction manual provided with the tester for operational limitations and procedures associated with a specific tester.

CLAMP METERS

SPEC SHEET

CLAMP METER SPECIFICATIONS			 NEW	 NEW
	61-775	61-765	61-757	61-747
FEATURES				
CAT Rating (Safety)	CAT IV 600V CAT III 1000V	CAT IV 600V CAT III 1000V	CAT IV 600V CAT III 1000V	CAT IV 600V CAT III 1000V
Listing	cULus, CE, RCM	cULus, CE, RCM	cULus, CE, RCM	cULus, CE, RCM
Drop Protection			6.6 ft. (2m)	6.6 ft. (2 m)
Clamp/Jaw Opening	2.0 in. (50.8mm)	1.5 in. (38mm)	1.4 in. (35.5mm)	1.4 in. (35.5mm)
AC Voltage (Volts)	750V	750V	600V	600V
DC Voltage (Volts)	750V	750V	1000V	600V
AC Current (Amps)	1000A	660A	600A	400A
DC Current (Amps)	1000A	660A	600A	400A
Ohms (Resistance)	999.9Ω	999.9Ω	60MΩ	40MΩ
AC Millivolts	—	—	6000	4000
DC Millivolts	—	—	6000	4000
True RMS	✓	✓	✓	✓
High Voltage Alarm	✓	✓	ACV/DCV >30V	ACV/DCV >30V
Audible Continuity	✓	✓	✓	✓
Visual Continuity	✓	✓	✓	✓
Backlight	✓	✓	✓	✓
Temperature	—	—	-40°F ~ 1832°F -40°C ~ 1000°C	-40°F ~ 1832°F -40°C ~ 1000°C
Low Impedance (LoZ)	—	—	Yes	—
NCV	—	—	40-600V	40-600V
Auto Ranging	✓	✓	✓	✓
Range Hold	—	—	✓	✓
Data Hold	✓	✓	✓	✓
Relative	✓	✓	✓	✓
Diode Test	—	—	✓	✓
Capacitance Test	✓	✓	6.000mF	4.000mF
Frequency / Duty Cycle	✓	✓	10Hz-9.999KHz	10Hz-9.999KHz
Max / Min	✓	✓	✓	✓
Magnetic Strap Mount	—	—	✓	✓
Test Probe Holder	—	—	✓	✓
Flashlight	—	—	✓	✓
Auto-Power Off (APO)	✓	✓	✓	✓
APO Disable	✓	✓	✓	✓
Low Battery Indication	✓	✓	✓	✓
Battery Type	1 x 9 Volt	1 x 9 Volt	3 x 1.5V AAA	3 x 1.5V AAA
Bottom LCD Display	✓	✓	✓	✓
LCD Display Count	9999	9999	6000	4000
Warranty	2-Year*	2-Year*	2-Year*	2-Year*
ACCESSORIES				
Leads & Alligator Clips	Included	Included	Included	Included

CLAMP METERS

SPEC SHEET

CLAMP METER SPECIFICATIONS	 NEW	 NEW	 NEW	 NEW
	61-737	61-744	61-415	61-405
FEATURES				
CAT Rating (Safety)	CAT III 600V	CAT III 600V	CAT IV 600V CAT III 1000V	CAT IV 600V CAT III 1000V
Listing	cULus, CE, RCM	cULus, CE, RCM	cULus, CE, RCM	cULus, CE, RCM
Drop Protection	3.3 ft. (1m)		6.6 ft. (2m)	6.6 ft. (2m)
Clamp/Jaw Opening	1.4 in. (35.5mm)	1.45 in. (36.5mm)	0.75 in. (19mm)	0.75 in. (19mm)
AC Voltage (Volts)	600V	600V	1000	1000
DC Voltage (Volts)	600V	600V	1000	1000
AC Current (Amps)	400A	600A	200	200
DC Current (Amps)	—	—	200	—
Ohms (Resistance)	40MΩ	40MΩ	60MΩ	60MΩ
AC Millivolts	4000	—	✓	✓
DC Millivolts	4000	—	✓	✓
True RMS	✓	—	✓	✓
High Voltage Alarm	ACV/DCV >30V	—	ACV/DCV >30V	ACV/DCV >30V
Audible Continuity	✓	✓	✓	✓
Visual Continuity	✓	—	✓	✓
Backlight	✓	—	✓	✓
Temperature	-40°F ~ 1832°F -40°C ~ 1000°C	—	—	—
Low Impedance (LoZ)	—	—	—	—
NCV	40-600V	70-600V	40-600V	40-600V
Auto Ranging	✓	✓	✓	✓
Range Hold	✓	✓	✓	✓
Data Hold	✓	✓	✓	✓
Relative	✓	—	✓	✓
Diode Test	✓	—	✓	✓
Capacitance Test	400.0μF	—	6.000mF	6.000mF
Frequency / Duty Cycle	10Hz~9.999KHz	—	—	—
Max / Min	✓	—	✓	✓
Magnetic Strap Mount	✓	—	✓	✓
Test Probe Holder	✓	—	✓	✓
Flashlight	—	—	✓	✓
Auto-Power Off (APO)	✓	✓	✓	✓
APO Disable	—	—	✓	✓
Low Battery Indication	✓	✓	✓	✓
Battery TYpe	3 x 1.5V AAA	2 x 1.5V AAA	2 x 1.5V AAA	2 x 1.5V AAA
Bottom LCD Display	—	—	✓	—
LCD Display Count	4000	4000	6000	6000
Warranty	2-Year*	2-Year*	2-Year*	2-Year*
ACCESSORIES				
Lead & Alligator Clips	Included	Leads only	Included	Included





DIGITAL MULTIMETERS

SPEC SHEET

DIGITAL MULTIMETER SPECIFICATIONS	 NEW	 NEW	 NEW	 NEW
	61-357	61-347	61-337	61-327
FEATURES				
CAT Rating (Safety)	CAT IV 600V CAT III 1000V	CAT IV 600V CAT III 1000V	CAT III 600V	CAT III 600V
Listing	cULus, CE, RCM	cULus, CE, RCM	cULus, CE, RCM	cULus, CE, RCM
Drop Protection	6.6 ft. (2m)	6.6 ft. (2m)	3.3 ft. (1m)	3.3 ft. (1m)
Ingress Protection	IP52	IP52	—	—
AC Voltage (Volts)	1000V	1000V	600V	600V
DC Voltage (Volts)	1000V	1000V	600V	600V
AC Current (Amps)	10A	10A	10A	—
DC Current (Amps)	10A	10A	10A	—
Ohms (Resistance)	60M Ω	60M Ω	40M Ω	4M Ω
AC Millivolts	6000	6000	4000	—
DC Millivolts	6000	6000	4000	4000
AC Milliamps	6000	6000	4000	—
DC Milliamps	6000	6000	4000	—
AC Microamps	6000	6000	4000	—
DC Microamps	6000	6000	4000	—
True RMS	✓	✓	—	—
High Voltage Alarm	ACV/DCV >30V	ACV/DCV >30V	ACV/DCV >30V	ACV/DCV >30V
Audible Continuity	✓	✓	✓	✓
Visual Continuity	✓	✓	✓	✓
Backlight	✓	✓	✓	✓
Temperature	-40 ~ 1832°F -40 ~ 1000°C	-40 ~ 1832°F -40 ~ 1000°C	-40 ~ 1832°F -40 ~ 1000°C	—
Low Impedance (LoZ)	✓	—	—	—
NCV	✓	✓	✓	—
Auto Ranging	✓	✓	✓	—
Range Hold	✓	✓	✓	—
Data Hold	✓	✓	✓	✓
Diode Test	✓	✓	✓	✓
Capacitance Test	6000 μ F	6000 μ F	4000 μ F	—
Frequency / Duty Cycle	10Hz - 9.99 KHz	10Hz - 9.99 KHz	10Hz - 9.99 KHz	10Hz - 9.99 KHz
Max / Min	✓	✓	✓	—
Magnetic Strap Mount	✓	✓	✓	✓
Test Probe Holder	✓	✓	✓	✓
Auto-Power Off	✓	✓	✓	✓
APO Disable	✓	✓	✓	✓
Low Battery Indication	✓	✓	✓	✓
Battery Type (Included)	3 x 1.5V AAA	3 x 1.5V AAA	3 x 1.5V AAA	3 x 1.5V AAA
LCD Display Count	6000	6000	4000	2000
Lead Warning	✓	✓	✓	—
Fuse Notification	✓	✓	✓	—
Bar Graph	✓	—	—	—
Battery Test	—	—	—	✓
Warranty	2-Year*	2-Year*	2-Year*	2-Year*
Accessories				
Leads, Case & Alligator Clips	Included	Included	Included	Included





VOLTAGE TESTERS

SPEC SHEET

VOLTAGE TESTER SPECIFICATIONS				
	61-557	61-547	61-076	61-065
FEATURES				
CAT Rating (Safety)	CAT IV 600V	CAT III 600V	CAT III 600V	CAT III 600V
Listing Preferred	cULus, CE	cULus, CE	cULus	cULus
Drop Protection	6.6 ft. (2m)	6.6 ft. (2m)		
Ingress Protection	IP42	IP42	—	—
AC Voltage (Volts)	6 ~ 600	24 ~ 600	5 ~ 600	100 ~ 600
DC Voltage (Volts)	6 ~ 600	12 ~ 600	5 ~ 600	100 ~ 600
High Voltage Alarm	ACV >36 or DCV >50V	ACV/DCV ≥ 36V	—	—
Audible Continuity	✓	—	—	—
Visual Continuity	✓	—	✓	—
Backlight	✓	—	—	—
Low Impedance (LoZ)	✓	—	✓	✓
NCV	90-600V AC	—	—	—
Auto Ranging	✓	—	—	—
Magnetic Strap Mount	✓	✓	—	—
Test Probe Holder	✓	✓	✓	✓
Flashlight	✓	—	—	—
Auto-Power Off (APO)	✓	—	—	—
Low Battery Indicator	✓	—	—	—
Battery Type	3 x 1.5V AAA	—	4 x 1.5V LR44	—
LCD Display Count	600	—	—	—
Backlight	✓	—	—	—
DC Polarity Indication	✓	✓	✓	—
Leads	Removable	Fixed	Removable	Removable
GFCI Test	✓	—	—	—
Display	LCD	Neon Lamps	Indicator Movement	Indicator Movement
Warranty	2-Year*	2-Year*	2-Year*	2-Year*
ACCESSORIES				
Test Leads	TL-757	—	61-070	61-070
Magnetic Hanging Strap	UMHS-757	UMHS-757	—	—





RECEPTACLE TESTERS

SPEC SHEET

RECEPTACLE TESTER SPECIFICATIONS				
	61-517	61-051	61-035	61-501
FEATURES				
Voltage Rating	120V AC	120V AC	120V AC	120V AC
Polarity Indication	✓	✓	✓	✓
GFI Trip	✓	✓	✓	✓
UL Listed	✓	✓	✓	✓
Made in the USA	—	✓	✓	—
Premium Neon Lamps		✓	✓	✓
LCD Display	✓	—	—	—
Warranty	2-Year*	2-Year*	2-Year*	1-Year



NON-CONTACT VOLTAGE TESTERS

SPEC SHEET

NON-CONTACT VOLTAGE TESTER SPECIFICATIONS	 NEW	 NEW	 NEW	 NEW
FEATURES	61-657	61-647	61-637	61-627
CAT Rating (Safety)	CAT IV 1000V	CAT IV 1000V	CAT IV 600V	CAT IV 600V
Listing	cULus, CE, RCM	cULus, CE, RCM	cULus, CE, RCM	cULus, CE, RCM
Voltage Sensing Range	12 ~ 1000V AC	50 ~ 1000V AC	24 ~ 600V AC	50 ~ 600V AC
Dual Range	✓	—	—	—
Flashlight	✓	✓	✓	—
Drop Protection	6.6 ft. (2m)	6.6 ft. (2m)	3.3 ft. (1m)	3.3 ft. (1m)
Ingress Protection	IP67	IP67	—	—
Dual Range Sensitivity	✓	—	—	—
Audible Indication	✓	✓	✓	✓
Audible Defeat	✓	✓	✓	—
Visual Indication	Green On, Flashing Red	Green On, Flashing Red	Green On, Flashing Red	Green On, Flashing Red
Visual Range Indicator	Blue Low, Red High	—	—	—
Lanyard Compatible	✓	✓	✓	✓
Auto-Power Off (APO)	✓	✓	✓	✓
Low Battery Indication	✓	✓	✓	✓
Battery Type	2 x 1.5V AAA	2 x 1.5V AAA	2 x 1.5V AAA	2 x 1.5V AAA
Warranty	2-Year*	2-Year*	2-Year*	2-Year*

INFRARED THERMOMETERS

SPEC SHEET

INFRARED THERMOMETER SPECIFICATIONS		
FEATURES	61-847	61-827
Certification	CLASS 2, IEC 60825-1:2014	CLASS 2, IEC 60825-1:2014
Wavelength	630nm-670nm	630nm-670nm
Output	< 1mW	< 1mW
Listing	cULs, CE	cULs, CE
Drop Protection	6.6 ft. (2m)	3.3 ft. (1m)
Optical Resolution (distance-to-spot)	12 : 1	10 : 1
Measurement Range	-26° - 932°F (-32° to 500°C)	-4° to 752°F (-20° to 400°C)
Laser Targeting	Dual	Single
Auto Scan	✓	—
Max/Min/Avg/Diff	✓	—
High/Low Alarm	✓	—
Data Hold	✓	✓
Lock-on (for continuous measurements)	✓	—
Emissivity	0.10 - 1.00 Adjustable	0.95 Fixed
Backlit Display	✓	✓
Display	LCD	LCD
Auto Power-Off	✓	✓
Selectable Celsius / Fahrenheit	✓	✓
Battery Type	2 x 1.5V AAA	2 x 1.5V AAA
Low Battery Indicator	✓	✓
Response Time	250 ms	500 ms
Spectral Response	8 to 14µm	8 to 14µm
Warranty	2-Year*	2-Year*



Complies with 21 CFR 1040.10 and 1040.11 except for conformance with IEC 60825-1 Ed. 3 as described in Laser Notice No. 56 dated May 8, 2019.